



Ferramentas Elétricas Catálogo 2020

Reposição Ferramentas Elétricas
(escovas / porta-escovas)

Repuestos Herramientas Eléctricas
(escobillas / porta escobillas)

Power Tools Free Aftermarket
(brushes / brush holders)

vendas: (51) 3533.6700
vendas@mksinter.com.br




Ferramentas Elétricas


Ferramentas - Herramientas Electricas


Argentec	04
Bosch / Skil	04, 05, 06, 07, 08, 09, 10, 11
Black & Decker / De Walt	11, 12, 13, 14, 15, 16, 17
BTA	17
DWT	18
Dover Bonher	18
Dremel	19
Makita	19, 20, 21, 22, 23
Metabo	23
Milwaukee	24, 25
Toolmix	25, 26
Escova Ametek	27
Escova Eletrolux	27
Escova Wap	28
Hitachi	28
Outros	28


Fotos meramente ilustrativas.


Ferramentas Elétricas

	<p>ARGENTEC</p> <p>REF.: KFE 21010AR MEDIDAS: 6X9X20 VOLT: 127/220</p>	<p>FERRAMENTAS / HERRAMIENTAS</p> <p>(TAL. MARKNTG-NTX-LO-LV)</p>
---	---	--

	<p>ARGENTEC</p> <p>REF.: KFE 21011AR MEDIDAS: 5,8X,5,8X15 VOLT: 127/220</p>	<p>FERRAMENTAS / HERRAMIENTAS</p> <p>(Tal mini 8 Y 10 mm N210-213)</p>
--	--	---

	<p>BOSCH / SKIL 1607014117</p> <p>REF.: KFE 10 MEDIDAS: 5X8X17 VOLT: 127/220</p>	<p>FERRAMENTAS / HERRAMIENTAS</p> <table border="1"> <tr><td>1107.0.1.5</td><td>1293.0</td><td>3110.7</td></tr> <tr><td>11210.0</td><td>1372,6</td><td>3237.0</td></tr> <tr><td>1171.0.7</td><td>1579.0</td><td>3230.1.4</td></tr> <tr><td>1126.0.1.2</td><td>1590 2</td><td>3254.0</td></tr> <tr><td>1129.0</td><td></td><td>3275.1</td></tr> <tr><td>1163.0.1.6.7</td><td></td><td>3236.0.2</td></tr> <tr><td colspan="3">9 617 081 431...432...471...472...475...476</td></tr> <tr><td colspan="3">F 012 512 1AA... 1JA</td></tr> </table>	1107.0.1.5	1293.0	3110.7	11210.0	1372,6	3237.0	1171.0.7	1579.0	3230.1.4	1126.0.1.2	1590 2	3254.0	1129.0		3275.1	1163.0.1.6.7		3236.0.2	9 617 081 431...432...471...472...475...476			F 012 512 1AA... 1JA		
	1107.0.1.5	1293.0	3110.7																							
11210.0	1372,6	3237.0																								
1171.0.7	1579.0	3230.1.4																								
1126.0.1.2	1590 2	3254.0																								
1129.0		3275.1																								
1163.0.1.6.7		3236.0.2																								
9 617 081 431...432...471...472...475...476																										
F 012 512 1AA... 1JA																										


	<p>BOSCH / SKIL</p> <p>REF.: KFE 14T MEDIDAS: 8X5X17 VOLT: 127/ 220</p>	<p>FERRAMENTAS / HERRAMIENTAS</p> <p>KFE 14t Retifica/ Esmerilhadeira</p>
---	--	--


	<p>BOSCH / SKIL 9 618 082 765</p> <p>REF.: KFE 35-36 A/B MEDIDAS: 6,3X16X22 VOLT: 127/220</p>	<p>FERRAMENTAS / HERRAMIENTAS</p> <table border="1"> <tr><td>1321.0.1.4</td><td>1331.4.5</td><td>3257.1</td></tr> <tr><td>1322.0.1.4.5</td><td>1332.4</td><td></td></tr> <tr><td>1323.1.2.4</td><td></td><td></td></tr> <tr><td colspan="3">9 617 081 435...436...437...438...439...440...441...442...444...484</td></tr> <tr><td colspan="3">JG: 1 ESCOVAS KFE 35-SEM PINO</td></tr> <tr><td colspan="3">JG: 1 ESCOVAS KFE 36-COM PINO</td></tr> </table>	1321.0.1.4	1331.4.5	3257.1	1322.0.1.4.5	1332.4		1323.1.2.4			9 617 081 435...436...437...438...439...440...441...442...444...484			JG: 1 ESCOVAS KFE 35-SEM PINO			JG: 1 ESCOVAS KFE 36-COM PINO		
	1321.0.1.4	1331.4.5	3257.1																	
1322.0.1.4.5	1332.4																			
1323.1.2.4																				
9 617 081 435...436...437...438...439...440...441...442...444...484																				
JG: 1 ESCOVAS KFE 35-SEM PINO																				
JG: 1 ESCOVAS KFE 36-COM PINO																				








Ferramentas Elétricas

	BOSCH / SKIL 9 618 082 765 REF.: KFE 35 A MEDIDAS: 6,3X16X22 VOLT: 127/220	FERRAMENTAS / HERRAMIENTAS				
		1321.0.1.4	1331.4.5	3257.1		
		1322.0.1.4.5	1332.4			
		1323.1.2.4				
		9 617 081 435...436...437...43...439...440...				
		441...442...444...484				
		JG: 2 ESCOVAS KFE 35 SEM PINO				

	BOSCH / SKIL 9 618 082 765 REF.: KFE 36 B MEDIDAS: 6,3X16X22 VOLT: 127/220	FERRAMENTAS / HERRAMIENTAS				
		1321.0.1.4	1331.4.5	3257.1		
		1322.0.1.4.5	1332.4			
		1323.1.2.4				
		9 617 081 435...436...437...438 ...439...440...441...				
		442...444...484				
		JG: 2 ESCOVAS KFE 36 COM PINO				

	BOSCH / SKIL 9 618 086 773 REF.: KFE 40 MEDIDAS: 6,3X10X21,5 VOLT: 127/220	FERRAMENTAS / HERRAMIENTAS				
		1119.1	1328.0.1			
		11206.6	1507.1	3250.0.1		
		1121.0	1557.0	3253.0.1		
		1174.1.2				
		9 617 081 445				
		F 012 725 100...180				


	BOSCH / SKIL F000611029 REF.: KFE-81 A/B MEDIDAS: 5X8X17,5 VOLT: 127/220	FERRAMENTAS / HERRAMIENTAS				
		1282.0	3255.9			
		1338.1	3278.2			
		1347.1				
		1374.0.1				
		9 617 081 533...534...535...536...537...538...541...542				
		F 012 912 1AA... 1JA F 012 950 000...080				
JG: 1 ESC KFE 81 A-SEM PINO - JG: 1 ESC KFE 81 B-COM PINO						


	BOSCH / SKIL F 000 611 029 REF.: KFE 81 A MEDIDAS: 5X8X17,5 VOLT: 127/220	FERRAMENTAS / HERRAMIENTAS				
		1282.0	3255.9			
		1338.1	3278.2			
		1347.1				
		1374.0.1				
		9 617 081 533...534...535...536...537... 538...541...542				
		F 012 912 1AA...1JA F 012950 000...080				
JG: 2 ESC KFE 81 A SEM PINO						








Ferramentas Elétricas

	BOSCH / SKIL F 000 611 029 REF.: KFE 81 B MEDIDAS: 5X8X17,5 VOLT: 127/220	FERRAMENTAS / HERRAMIENTAS	
		1282.0	3255.9
		1338.1	3278.2
		1347.1	
		1374.0.1	
		9 617 081 533...534...535...536...537...538...541...542	
		F 012 912 1AA...1JA	
		F 012950 000...080	
		JG: 2 ESC KFE 81 B COM PINO	

	BOSCH / SKIL 9 618 086 870 REF.: KFE 94 MEDIDAS: 5X8X17 VOLT: 127/220	FERRAMENTAS / HERRAMIENTAS			
		1135.0.1.5	3114.0.1.5	4127	
		1187.0.7	3219.3.7		
			3240.2.5		
			3242.2.8		
			3246.0.1.2.7.9		
		9 617 081 359...360...368...369...425...426...427...428...429...430...447...448...449...721...722...723...724...725...726...731...732			
		F 012 412 1AA...1JA			
		F 012 642 100...180...184...600...680...916...917.			


	BOSCH / SKIL F 000 600 209 REF.: KFE 95 A/B MEDIDAS: 6,3X16X22 VOLT: 127/220	FERRAMENTAS / HERRAMIENTAS			
		1283	1751.0.	9 617 081 910	
		1351.0	1752.0	F 012 955 100...180	
		1352.0	1753.0	F 012 965 200...280...281...284	
		1353.0	1754.0	F 012 966 100...180...181...184	
		1356.0	1755.0		
		1357.0	1756.0	F 012 975 200...280...281...284	
		1361.0	1757.0	F 012 976 200... 280... 281...284...292.	
		1362.0		F 015 979 011	
				F 015 979 0A1...5A1	
3218.0	9791	JG: 1 ESCOVAS KFE 95 A - S/ PINO			
	9799	JG: 1 ESCOVAS KFE 95 B - C/ PINO			


	BOSCH / SKIL F 000 600 209 REF.: KFE-95 A MEDIDAS: 6,3X16X22 VOLT: 127/220	FERRAMENTAS / HERRAMIENTAS			
		1283	1751.0.	9 617 081 910	
		1351.0	1752.0	F 012 955 100...180	
		1352.0	1753.0	F 012 965 200...280...281...284	
		1353.0	1754.0	F 012 966 100...180...181...184	
		1356.0	1755.0	F 012 975 200...280...281...284	
		1357.0	1756.0	F 012 976 200... 280... 281...284...292.	
		1361.0	1757.0	F 015 979 011	
		1362.0	9791	F 015 979 0A1...5A1	
		3218.0	9799	JG: 2 ESCOVAS KFE 95 A - S/ PINO	


	BOSCH / SKIL F 000 600 209 REF.: KFE: 95 B MEDIDAS: 6,3X16X22 VOLT: 127/220 JG: 2 esc c/ pino	FERRAMENTAS / HERRAMIENTAS			
		1283	1751.0.	9 617 081 910	
		1351.0	1752.0	F 012 955 100...180	
		1352.0	1753.0	F 012 965 200...280...281...284	
		1353.0	1754.0	F 012 966 100...180...181...184	
		1356.0	1755.0	F 012 975 200...280...281...284	
		1357.0	1756.0	F 012 976 200... 280... 281...284...292.	
		1361.0	1757.0	F 015 979 011	
		1362.0	9791	F 015 979 0A1...5A1	
		3218.0	9799	JG: 2 ESCOVAS KFE 95 B COM PINO	





Ferramentas Elétricas

	BOSCH / SKIL 9 618 086 921 REF.: KFE 106 A/B MEDIDAS: 6,4X12,5X22 VOLT: 127/ 220 JG: 1 esc. c/ pino 1 esc. s/ pino	FERRAMENTAS / HERRAMIENTAS	
		1280.0	3276.1
		1323.0	
		1366.1.6.7	
		JG: 1 ESCOVAS KFE 106 A SEM PINO	
		JG: 1 ESCOVAS KFE 106 B COM PINO	

	BOSCH / SKIL 9 618 086 921 REF.: KFE 106 A MEDIDAS: 6,4X12,5X22 VOLT: 127/ 220 JG: 2 esc. s/ pino	FERRAMENTAS / HERRAMIENTAS	
		1280.0	3276.1
		1323.0	
		1366.1.6.7	
		JG: 2 ESCOVAS KFE 106 A – SEM PINO	

	BOSCH / SKIL 9 618 086 921 REF.: KFE 106 B MEDIDAS: 6,4X12,5X22 VOLT: 127/ 220 JG: 2 esc. c/ pino	FERRAMENTAS / HERRAMIENTAS	
		1280.0	3276.1
		1323.0	
		1366.1.6.7	
		JG: 2 ESCOVAS KFE 106 B – COM PINO	


	BOSCH / SKIL 1 617 014 122 REF.: KFE 142 MEDIDAS: 5X8X17 VOLT: 127/220	FERRAMENTAS / HERRAMIENTAS	
		11216.7	
		Furadeiras / Taladros / Drills: 3388.0.2 / F 012 642 3AA, 3AB, 3JA, 3JB / F 012 642 5AA, 5AB, 5JA, 5JB.	


	BOSCH / SKIL 1 617 014 122 REF.: KFE 147 A/B MEDIDAS: 6,4X12,5X22 VOLT: 127/220	FERRAMENTAS / HERRAMIENTAS	
		11216.7	
		11227.0	
		11230.7	
		JG: 1 ESCOVAS KFE 147 A SEM PINO	
		JG: 1 ESCOVAS KFE 147 B COM PINO	








Ferramentas Elétricas

	<p>BOSCH / SKIL 1 617 014 122</p> <p>REF.: KFE 147 A MEDIDAS: 6,4X12,5 X 22 VOLT: 127/220</p>	FERRAMENTAS / HERRAMIENTAS
		11216.7
		11227.0
		11230.7
		11312.0.1
<p>JG: 2 ESCOVAS KFE 147 A - SEM PINO</p>		

	<p>BOSCH / SKIL 1 617 014 122</p> <p>REF.: KFE 147 B MEDIDAS: 6,4X12,5 X 22 VOLT: 127/220</p>	FERRAMENTAS / HERRAMIENTAS
		11216.7
		11227.0
		11230.7
		11312.0.1
<p>JG: 2 ESCOVAS KFE 147 B - COM PINO</p>		

	<p>BOSCH / SKIL 1 617 014 126</p> <p>REF.: KFE 148 A/B MEDIDAS: 6,3X16X26 VOLT: 127/220 JG: 1 esc. c/ pino 1 esc. s/ pino</p>	FERRAMENTAS / HERRAMIENTAS
		11223.7
		11245.7
		11311.7
		11316.7
<p>JG: 1 ESCOVAS KFE 148 A SEM PINO</p>		
<p>JG: 1 ESCOVAS KFE 148 B COM PINO</p>		


	<p>BOSCH / SKIL 1 617 014 126</p> <p>REF.: KFE 148 A MEDIDAS: 6,3X16X26 VOLT: 127/220</p>	FERRAMENTAS / HERRAMIENTAS
		11223.7
		11245.7
		11311.7
		11316.7
<p>JG: 2 ESCOVAS KFE 148 A SEM PINO</p>		


	<p>BOSCH / SKIL 1 617 014 126</p> <p>REF.: KFE 148 B MEDIDAS: 6,3X16X26 VOLT: 127/220 JG: 2 esc. c/ pino</p>	FERRAMENTAS / HERRAMIENTAS
		11223.7
		11245.7
		11311.7
		11316.7
<p>JG: 2 ESCOVAS KFE 148 B COM PINO</p>		








Ferramentas Elétricas

	<p>BOSCH / SKIL 1 617 000 425</p> <p>REF.: KFE 149 MEDIDAS: 6,3X16X23 VOLT: 127/220 JG: 2 esc. s/ pino</p>	<p>FERRAMENTAS / HERRAMIENTAS</p>
		<p>11304.1</p>

	<p>BOSCH / SKIL</p> <p>REF.: KFE 153 A/B MEDIDAS: 6,4X12,5X15,3 m VOLT: 127/220</p>	<p>FERRAMENTAS / HERRAMIENTAS</p>
		<p>Serras Mármore / Sierras Mármol / Mable Saws: 1551.1.4.8</p>

	<p>BOSCH / SKIL F 000 611 019</p> <p>REF.: KFE 154 A/B MEDIDAS: 5X10X16,4 VOLT: 127/220 JG: 1 esc. c/ pino 1 esc. s/ pino</p>	<p>FERRAMENTAS / HERRAMIENTAS</p>
		<p>1800</p>
		<p>JG: 1 ESCOVAS KFE 154 A SEM PINO</p>
		<p>JG: 1 ESCOVAS KFE 154 B COM PINO</p>


	<p>BOSCH / SKIL F 000 611 028</p> <p>REF.: KFE 155 MEDIDAS: 5X8X19,2 VOLT: 127 / 220</p>	<p>FERRAMENTAS / HERRAMIENTAS</p>
		<p>11226</p>
		<p>11228.6.7</p>
		<p>11234.0</p>


	<p>BOSCH / SKIL F 000 611 036</p> <p>REF.: KFE 167 A/B MEDIDAS: 6,4X12,5X15,3 VOLT: 127/220 JG: 1 esc. c/ pino 1 esc. s/ pino</p>	<p>FERRAMENTAS / HERRAMIENTAS</p>
		<p>1546</p>
		<p>1548</p>
		<p>JG: 1 ESCOVAS KFE 167 A SEM PINO</p>
		<p>JG: 1 ESCOVAS KFE 167 B COM PINO</p>








Ferramentas Elétricas

	BOSCH / SKIL 2 604 320 908 REF.: KFE 174 MEDIDAS: 5X8X17 VOLT: 127/220	FERRAMENTAS / HERRAMIENTAS
		1210.0
		1215.0
		1587.1.2

	BOSCH / SKIL REF.: KFE 179 MEDIDAS: 4,7X5,3X9,2 VOLT: 127/220v Lançamento	FERRAMENTAS / HERRAMIENTAS
		Retífica Dremel / Retificadeira Dremel / Grinder Dremel.


	BOSCH / SKIL REF.: KFE 180 MEDIDAS: 6,95X10,90X16,9 VOLT: 110/220v	FERRAMENTAS / HERRAMIENTAS
		Serra Circular 5300 - 26,2


	BOSCH / SKIL REF.: KFE 217 S AR MEDIDAS: 4,9X10X16 VOLT: 127 / 220	FERRAMENTAS / HERRAMIENTAS
		Amol. 5" Mod. 9003 Amol. 4 1/2" Mod. PWS 7-115


	BOSCH / SKIL REF.: KFE 218 BO AR MEDIDAS: 4,9X7,8X16,05 VOLT: 127/220	FERRAMENTAS / HERRAMIENTAS
		Furadeira Impacto 700W Talandro Mod. GSB 16 RE.





Ferramentas Elétricas

	BOSCH / SKIL REF.: KFE 220 S AR MEDIDAS: 6,3X15,8X22,02 VOLT: 127/220	FERRAMENTAS / HERRAMIENTAS
		Amol. 7" Y 9" Mod. 9651
		961
		97612
		Amol. 7" Y 9" 1351
		1352
		1356
		1357
Disp. Corte		

	BOSCH / SKIL REF.: KFE 260 MEDIDAS: 5X8X19,3 VOLT: 127/220	FERRAMENTAS / HERRAMIENTAS
		Martelo / Martillo / Mhammer: GBH 2-240 3Kg Furadeira de Impacto / Taladro de Impacto / Impact Drill: GSB 20

	BOSCH / SKIL REF.: KFE 21002 ABO AR MEDIDAS: 6,30X15,8X22,02 VOLT: 127/220	FERRAMENTAS / HERRAMIENTAS
		Amol. 7" Y 9" com dispositivo de corte


	BOSCH / SKIL REF.: KFE 21004 BO AR MEDIDAS: 5X8X17,23 VOLT: 127/220	FERRAMENTAS / HERRAMIENTAS
		Tal. Mod. 1106/ 3246/ 1163/ 1184


	BOSCH / SKIL REF.: KFE-21005 BO AR MEDIDAS: 5X8X18,15 VOLT: 127/220	FERRAMENTAS / HERRAMIENTAS
		Amol. 4 1/2 Mod. 3278/ 1347 Azul








Ferramentas Elétricas

	<p>BLACK & DECKER / DE WALT</p> <p>REF.: KFE 124 MEDIDAS: 6,3X8X13 VOLT: 127/220</p>	FERRAMENTAS / HERRAMIENTAS	
		DW 251	
		DW 257	

	<p>BLACK & DECKER / DE WALT</p> <p>REF.: KFE 126 MEDIDAS: 6X7X13,5 VOLT: 127/220 TERMINAL RETO</p>	FERRAMENTAS / HERRAMIENTAS	
		B&D 4011	
		DW 412	
		DW 421	
		DW 283	

	<p>BLACK & DECKER / DE WALT</p> <p>REF.: KFE-127 MEDIDAS: 6,3X8X13,5 VOLT: 127/220</p>	FERRAMENTAS / HERRAMIENTAS	
		B&D 1121	B&D 2621
		B&D 1521	B&D 5411
		B&D 1622	DW 448
		B&D 2224	DW 818
		B&D 2615	


	<p>BLACK & DECKER / DE WALT</p> <p>REF.: KFE 128 MEDIDAS: 6,5X12,5X24 VOLT: 127/220</p>	FERRAMENTAS / HERRAMIENTAS	
		DW 703	
		DW 368	
		DW 474	


	<p>BLACK & DECKER / DE WALT</p> <p>REF.: KFE 129 MEDIDAS: 6,3X8X13,3 VOLT: 127/220 TERMINAL DE ENCAIXE</p>	FERRAMENTAS / HERRAMIENTAS	
		DW 505	
		Furadeira de impacto 700W	
		DW 511	
		DW 513	








Ferramentas Elétricas

	BLACK & DECKER / DE WALT REF.: KFE 130 MEDIDAS: 6,4X12,8X22,8 VOLT: 127/220	FERRAMENTAS / HERRAMIENTAS	
		DW-358	
		DW-359	
		DW-389	
		DW-705	

	BLACK & DECKER / DE WALT REF.: KFE 131 MEDIDAS: 6,5X16X22 VOLT: 127/220	FERRAMENTAS / HERRAMIENTAS	
		B&D 618	DW 478
		B&D 622	DW 848
		B&D 818	DW 852
		B&D 822	DW 875
		B&D 301	

	BLACK & DECKER / DE WALT REF.: KFE 132 MEDIDAS: 7X10,5X17 VOLT: 220	FERRAMENTAS / HERRAMIENTAS	
		DW 304	
		DW 352	
		DW 849	


	BLACK & DECKER DE WALT REF.: KFE 137 MEDIDAS: 6X7X13,6 VOLT: 127/220	FERRAMENTAS / HERRAMIENTAS	
		HM 1202C	
		HM 1301	
		HR 3850B	
		HR 4500C	
		HR 5000	
		HR 5001C	


	BLACK & DECKER DE WALT REF.: KFE 140 MEDIDAS: 6,3X10X18,5 VOLT: 220	FERRAMENTAS / HERRAMIENTAS	
		DW 861 B	








Ferramentas Elétricas

	BLACK & DECKER DE WALT REF.: KFE 171-172 MEDIDAS: 5,9X6,8X14 mm VOLT: 110/220v	FERRAMENTAS / HERRAMIENTAS
		Furadeira de Impacto / Taladro de Impacto / Impact Drill: DW 502.

	BLACK & DECKER DE WALT REF.: KFE 175 MEDIDAS: 7X17X19 mm VOLT: 110/220v	FERRAMENTAS / HERRAMIENTAS
		Power Tool: B&D 715.


	BLACK & DECKER DE WALT REF.: KFE 177 A/B MEDIDAS: 6,2X16X26,4 mm VOLT: 110/220v	FERRAMENTAS / HERRAMIENTAS
		Martelos / Martillos / Hammers: D 25900 K / D 25901 / D 25940 K / D 25941 / D25980. Opções / Opciones / Options KFE 177 A - Duas Escovas sem Pino Desligante/Dos Escobillas sin Desconexión/Two Brushes without Cut Off KFE 177 B - Duas Escovas com Pino Desligante/Dos Escobillas con Desconexión/Two Brushes with Cut Off


	BLACK & DECKER DE WALT REF.: KFE 196 MEDIDAS: 6,35X10X14,5 VOLT: 127	FERRAMENTAS / HERRAMIENTAS
		Esmerilhadeira D 28112


	BLACK & DECKER DE WALT REF.: KFE 197 MEDIDAS: 6,35X10X14,5 VOLT: 220	FERRAMENTAS / HERRAMIENTAS
		Esmerilhadeira D 28112





Ferramentas Elétricas

	BLACK & DECKER DE WALT	FERRAMENTAS / HERRAMIENTAS
	REF.: KFE 201 AR MEDIDAS: 6X8X16 VOLT: 127/220	Tal Mod. P8020 / P5411 serra circular Mod. KS 810

	BLACK & DECKER DE WALT REF.: KFE 280 MEDIDAS: 6X7X13,10 VOLT: 127/220	FERRAMENTAS / HERRAMIENTAS
		Esmerilhadeira 750W
		DW 402 Amol. 4 1/2" cable curto DW 507/501 Tal. 13 mm


	BLACK & DECKER DE WALT DW 282	FERRAMENTAS / HERRAMIENTAS
	REF.: KFE 282 AR MEDIDAS: 6,5X12,5X24 VOLT: 127/220	Amol 7"


	BLACK & DECKER DE WALT	FERRAMENTAS / HERRAMIENTAS
	REF.: KFE 285 AR MEDIDAS: 6,40x13,8x20,08 VOLT: 127/220	DW 870 Trozadora 14" sensitiva


	BLACK & DECKER DE WALT REF.: KFE 302 AR MEDIDAS: 7X6X13,78 VOLT: 127/220	FERRAMENTAS / HERRAMIENTAS
		Serra vai e vem
		DW 302 DW 107





Ferramentas Elétricas

	BLACK & DECKER DE WALT	FERRAMENTAS / HERRAMIENTAS
	REF.: KFE 398 AR MEDIDAS: 5,8X7,8X13 VOLT: 127/220	Amol. 4 ½" Mod G720

	BLACK & DECKER DE WALT	FERRAMENTAS / HERRAMIENTAS
	REF.: KFE 399 B AR MEDIDAS: 4,8X7,8X12,30 VOLT: 127/220	(Amol. 4 ½" Mod. G720)

	BLACK & DECKER DE WALT DW 451	FERRAMENTAS / HERRAMIENTAS
	REF.: KFE 451 AR MEDIDAS: 6,3X16X26,5 VOLT: 127/220	Lixadeira roto 275W Demolidor D 25900K


	BLACK & DECKER DE WALT DW 452	FERRAMENTAS / HERRAMIENTAS
	REF.: KFE 452 AR MEDIDAS: 9,38X5,15X18,10 VOLT: 127/220	D25303 Rotomartillo SDS Plus


	BLACK & DECKER DE WALT DW 462	FERRAMENTAS / HERRAMIENTAS
	REF.: KFE 462 AR MEDIDAS: 6,20X8X13,4 VOLT: 127/220	Talandro 13mm DW 130








Ferramentas Elétricas

	BLACK & DECKER DE WALT	FERRAMENTAS / HERRAMIENTAS
	REF.: KFE 463 AR MEDIDAS: 6,63X10,5X18,38 VOLT: 127/220	D2 1620 Talandro 13 mm D21620

	BLACK & DECKER DE WALT	FERRAMENTAS / HERRAMIENTAS
	REF.: KFE 467 AR MEDIDAS: 6,13X7,9X13,92 VOLT: 127/220	Rotomartello 24 mm D25003

	BLACK & DECKER DE WALT	FERRAMENTAS / HERRAMIENTAS
	REF.: KFE 468 AR MEDIDAS: 5,2X9,5X12,85 VOLT: 127/220	Rotomartello 24 mm D 25103


	BLACK & DECKER DE WALT	FERRAMENTAS / HERRAMIENTAS
	REF.: KFE 880 MEDIDAS: 6,43X13,93X20,02 VOLT: 127/220	Esmerilhadeira 2-1/2" (65 mm)

	BLACK & DECKER DE WALT	FERRAMENTAS / HERRAMIENTAS
	REF.: KFE 21052 AR MEDIDAS: 5,9X6,85X13 VOLT: 127/220	Tal. Percutor BH 100 10 mm






Ferramentas Elétricas


	BLACK & DECKER DE WALT REF.: KFE 21057 AR MEDIDAS: 6,5X8X14 VOLT: 127/220	FERRAMENTAS / HERRAMIENTAS Amol. 4 1/2" Mod. KG 915
	BTA BTA 318 REF.: KFBTA 318 MEDIDAS: 5,4X16X24 VOLT: 127/220	FERRAMENTAS / HERRAMIENTAS Amol 7" Ferramenta Italiana
	BTA BTA 508 REF.: KFBTA 508 MEDIDAS: 5X12X18 VOLT: 127/220	FERRAMENTAS / HERRAMIENTAS BTA AMOL. 7" Y 9" SIM ZUO1 230C
	BTA BTA 750 REF.: KFBTA 750 MEDIDAS: 6X11X32 VOLT: 127/220	FERRAMENTAS / HERRAMIENTAS Aspirador Mod. 30L-60L-80L
 Lançamento	DWT REF.: KFE 849X MEDIDAS: 10.2X07X14 VOLT: 127/ 220	FERRAMENTAS / HERRAMIENTAS PAR DE ESCOVAS ORIGINAL PARA POLITRIZ DEWALT - DWP849X




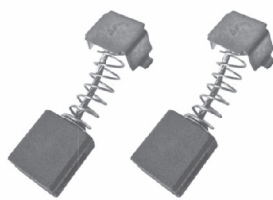



Ferramentas Elétricas

	DWT SBH 900	FERRAMENTAS / HERRAMIENTAS
	REF.: KFSBH 900 MEDIDAS: 5,96X8,95X11,32 VOLT: 127/220	MARTELO 900W

	DWT WS 115	FERRAMENTAS / HERRAMIENTAS
	REF.: KFWS 115 MEDIDAS: 5,90X9,95X11,28 VOLT: 127/220	Esmerilhadeira 750W


	DWT WS 115S	FERRAMENTAS / HERRAMIENTAS
	REF.: KFWS 115 S MEDIDAS: 5,9X9,95X12,60 VOLT: 127/220	Esmerilhadeira 1100W


	DWT MS 115	FERRAMENTAS / HERRAMIENTAS
	REF.: KFMS 115 MEDIDAS: 6,95X10,97X17,40 VOLT: 127/220	Serra mármore 1400W


	DOVER BONHER	FERRAMENTAS / HERRAMIENTAS
	REF.: KFE 21019 AR MEDIDAS: 6X12X27 VOLT: 127/220	Amol 7" Y 9" LINEA 80





Ferramentas Elétricas

	DREMEL / BOSCH / SKIL REF.: KFE 179 REF.: KFE 880 D MEDIDAS: 4,75X5,35X9,3 VOLT: 127/220	FERRAMENTAS / HERRAMIENTAS			
		Multiuso Minitorno Mod. 395 JL JP PZ Vel V			

	MAKITA CB 419 REF.: KFE 108 MEDIDAS: 6X9X13,5 VOLT: 127/220	FERRAMENTAS / HERRAMIENTAS			
		4304	HP 1510	HP 2071	HR 2445
		6821	HP 1620	HP 2071 F	HR 2450
		6827	HP 1620 F	HR 1830	HR 2450 F
		9046	HP 1621	HR 2020	HR 2450 FT
		4340 CT	HP 1621 F	HR 2022	HR 2450 T
		BO 4900 V	HP 2032	HR 2410	HR 2452
		BO 6030	HP 2040	HR 2413	HR 2455
		DA 3010	HP 2050	HR 2420	UH 5530
		DA 3010 F	HP 2050 F	HR 2432	UH 5550
		HP 1210	HP 2070	HR 2440	
		HP 1500	HP 2070 F	HR 2440 F	

	MAKITA CB 51 REF.: KFE 109 MEDIDAS: 5X8X12 VOLT: 127/220	FERRAMENTAS / HERRAMIENTAS			
		1900 B	6016 BR	8419 B	9030
		3700 B	6300 H	8422 B	
		4014 B	6300 L		
		4300 BA			
		4300 BV			


	MAKITA CB 64 REF.: KFE 110 MEDIDAS: 5X8X12 VOLT: 127/220	FERRAMENTAS / HERRAMIENTAS		
		906	6802BV	HP 1320 S
		3706	BO 3700	MT 400
		4323	BO 4510	MT 602
		4324	BO 4540	MT 650
		9035	BO 5010	MT 813
		6010 B	BO 5021 KX	
		6010 BVR	DP 3730	
		6510H	DP 3750	
		6510 PBL	HP 1010	


	MAKITA CB 65 REF.: KFE 111 MEDIDAS: 5X8X13 VOLT: 127/220	FERRAMENTAS / HERRAMIENTAS		
		906 H		
		6905B		
		9803		
		9035 KB		
		9500N		
		9500 NH		








Ferramentas Elétricas

	<p>MAKITA CB 70</p> <p>REF.: KFE 112 MEDIDAS: 5X8X11 VOLT: 127/220</p>	FERRAMENTAS / HERRAMIENTAS			
		4320			
		4321			
		6404			
		6405			

	<p>MAKITA CB 100</p> <p>REF.: KFE 114 MEDIDAS: 6X10X16 VOLT: 127/220</p>	FERRAMENTAS / HERRAMIENTAS		
		6906	4100 H	JN 3200
		9741	4200 H	JS 3200
			5800 H	PC 1100


	<p>MAKITA CB 101/CB 105</p> <p>REF.: KFE 115 MEDIDAS: 6X10X16 VOLT: 127/220</p>	FERRAMENTAS / HERRAMIENTAS		
		6906	4100 H	JN 3200
		9741	4200 H	JS 3200
			5800 H	PC 1100


	<p>MAKITA CB 153</p> <p>REF.: KFE 118 MEDIDAS: 6,5X13,5X18 VOLT: 127/220</p>	FERRAMENTAS / HERRAMIENTAS			
		2012	1805 N	5103 N	LS 1030 /
		2414	2012 NB	5201 N	LS 1040
		2703	3501 N	5900 B	LS 1212 /
		2704	3601 B	7104 L	LS 1214
		3600	3612 BR	9209 BR	LS 1214 F /
		5700	4107 B	9607 B	LS 1221
		6910	4107 R	9609 B	TW 1000/
		9105	5007 F	LH 1040	
		9401	5007 NB	LS 1013	


	<p>MAKITA CB 155</p> <p>REF.: KFE 119 MEDIDAS: 6,5X16,5X16 VOLT: 127/220 Jg 1 esc. c/ pino Jg 1 esc. s/ pino</p>	FERRAMENTAS / HERRAMIENTAS			
		HM 1202C			
		HM 1301			
		HR 3850B			
		HR 4500C			
		HR 5000			
		HR 5001C			





Ferramentas Elétricas

	<p>MAKITA CB 202/204</p> <p>REF.: KFE 120 A/B MEDIDAS: 7X18X18 VOLT: 127/220 JG: 1 esc. s/ pino JG: 1 esc. c/ pino</p>	FERRAMENTAS / HERRAMIENTAS				
		9027	9077	9067 H	GA 9030 S	HM 1801
	9029	9079	9069 H	GA 9040 S	HM 1810	
	9047	2414 B	GA 7010C	HM 1303 B	MT 900	
	9049	4112 H	GA 7011C	HM 1304 B	MT 901	
	9057	4112 HS	GA 7030	HM 1305	SA7000 C	
	9059	9060 L	GA 7040 S	HM 1500 B	SA 7020	
	9067	9060 LH	GA 9020	HM 1800	SA 7021	
	9069					
JG: 1 ESCOVAS KFE 120 A - SEM PINO JG: 1 ESCOVAS KFE 120 B - COM PINO						

	<p>MAKITA CB 303</p> <p>REF.: KFE 121 MEDIDAS: 5X11X19 VOLT: 127/220</p>	FERRAMENTAS / HERRAMIENTAS			
		4131	5806 H	LS 0714	UB 1101
	9404	5806 NH	LS 0714 L	UC 3500	
	9921	6924 N	LS 0714 F	UT 1305	
	2107 F	9015 B	LS 0714 FL	UT 2204	
	4100 NH	9227 C	LS 0716 FL		
	4100 NHK	DS 4000	MT 410		
	4114 S	JR 3050 T	MT 560		
	4200 NH	JR 3060 T	MT 580		
	5606 B	JR 3070 T	PV 7000 C		

	<p>MAKITA CB 411 CB 408</p> <p>REF.: KFE 123 MEDIDAS: 6X9X13 VOLT: 127/220</p>	FERRAMENTAS / HERRAMIENTAS	
		3901	JN 1601
	6834	MT 370	
	6952	MT 910	
	9031	MT 952	
	9032	TW 0200	
	9910	TW 0350	
	9911	TW 952	
	6922 NB	9527 NB	
	6951		
	9524 NBK		
	9924 NB		


	<p>MAKITA CB 203</p> <p>REF.: KFE 169 MEDIDAS: 7X18X16 VOLT: 127/220</p>	FERRAMENTAS / HERRAMIENTAS	
		2414 NB	
	LC 1230		
	MT 240		


	<p>MAKITA CB 325</p> <p>REF.: KFE 170 MEDIDAS: 5X11X16 VOLT: 127/220</p>	FERRAMENTAS / HERRAMIENTAS	
		9054 N	9557 NB
	9553 NB	9558 NB	
	9554 NB	GD 0600	
	9555 NB	GD 0601	
	9556 NB		








Ferramentas Elétricas

	<p>MAKITA</p> <p>Lançamento</p> <p>REF.: KFE 177 MEDIDAS: 6,4X13,4X26,7 VOLT: 127/220</p>	<p>FERRAMENTAS / HERRAMIENTAS</p>
		<p>Mfuradeiras / Taladros / Drills: 3606 / 8406 Lixadeira / Lijadora / Sander: PK5001C Martelos / Martillos / Hammers: HM1101C / HM1111C / HM1203C / HM1213C / HM1214C / HM1307C / HM1307CB / HM1317C / HM1317CB / HR4501C / HR4510C / HR4511C / HR5201C / HR5201CX / HR5210C / HR5211C</p>

	<p>MAKITA</p> <p>REF.: KFE 219 AR MEDIDAS: 6X10X15,2 VOLT: 127/220</p>	<p>FERRAMENTAS / HERRAMIENTAS</p>
		<p>Martelo demolidor Mod. HMO810 serie CN 5800</p>


	<p>Makita / SSP</p> <p>Lançamento</p> <p>CB 350</p> <p>REF.: KFE 220 A/B MEDIDAS: 6,5X11X25,3 mm VOLT: 110/220v</p>	<p>FERRAMENTAS / HERRAMIENTAS</p>
		<p>Martelos / Martillos / Hammers: D 2590 K / D 2Martelos / Martillos / Hammers: HK1820 / NK1820L / HM0870C / HM0871C / HR3200 / HR3200C / HR3210C / HR3210FCT / HR3540CX / HR4001C / HR4002 / HR4010C / HR4011C Opções / Opciones / Options KFE 220 A - Duas Escovas sem Pino Desligante/Dos Escobillas sin Desconexión/Two Brushes without Cut Off KFE 220 B - Duas Escovas com Pino Desligante/Dos Escobillas con Desconexión/Two Brushes with Cut Off</p>


	<p>MAKITA</p> <p>REF.: KFE 243 AR MEDIDAS: 6,3X13,8X18 VOLT: 127/220</p>	<p>FERRAMENTAS / HERRAMIENTAS</p>
		<p>Cortadeira Sensitiva 14"</p>


	<p>MAKITA</p> <p>REF.: KFE 244 AR MEDIDAS: 5X8X13 VOLT: 127/220</p>	<p>FERRAMENTAS / HERRAMIENTAS</p>
		<p>Cepillo Mod 1902 Tal 10 mm Mod. 6410</p>





Ferramentas Elétricas

	<p>MAKITA CB 325</p> <p>REF.: KFE 245 AR MEDIDAS: 5X11X16 VOLT: 127/220</p>	FERRAMENTAS / HERRAMIENTAS		
		Amol 4 1/2" mod. 9554NB		

	<p>MAKITA CB 459</p> <p>REF.: KFE 218 MEDIDAS: 6X9X13 VOLT: 127/220</p>	FERRAMENTAS / HERRAMIENTAS		
		Esmilhadeiras / Esmeriladoras / Grinders: GA4530 / GA4530K / GA4534 / GA4534KX / GA5030 / GA5030K		
		Tesoura Faca / Cizalla / Gauge Shear: JS1601		
		Martelo / Martillo / Hammer: MRH200		


	<p>MAKITA CB 407</p> <p>REF.: KFE 407 MEDIDAS: 6X9X13,5 VOLT: 127/220</p>	FERRAMENTAS / HERRAMIENTAS		
		4304	6821	HP 2032
		4304T	9046	HP 2040
		4305	HP 1500	HP 2410
		6310	HP 1500K	HR 2420
		6407	HP 2030	HR 2445
		6408	HP 2031	


	<p>MAKITA CB 424</p> <p>REF.: KFE 424 MEDIDAS: 5X5,3X9 VOLT: 127/220</p>	FERRAMENTAS / HERRAMIENTAS	
		6503D	6914D
		6796FD	6970D
		6797FD	
		6908D	
		6909D	


	<p>METABO 31 603 384</p> <p>REF.: KFE 151 A/B MEDIDAS: 6X16X19,3 VOLT: 127/220 JG: 1 esc c/ pino 1 esc. s/ pino</p>	FERRAMENTAS / HERRAMIENTAS	
		2230	
		2280 (Esmerilhadeira 750W)	
		2531	
		ESMERILHADEIRAS / POLIDORAS	
		JG: 1 ESCOVAS KFE 151 A SEM PINO	
		JG: 1 ESCOVAS KFE 151 B COM PINO	





Ferramentas Elétricas

	<p>METABO 31 603 384</p> <p>REF.: KFE 151 A MEDIDAS: 6X16X19,3 VOLT: 127/220 JG: 2 esc s/ pino</p>	FERRAMENTAS / HERRAMIENTAS
		2230
		2280 (Esmerilhadeira 750W)
		2531
		ESMERILHADEIRAS / POLIDORAS
<p>JG: 2 ESCOVAS KFE 151 A SEM PINO</p>		

	<p>METABO 31 603 384</p> <p>REF.: KFE 151 B MEDIDAS: 6X16X19,3 VOLT: 127 / 220 JG: 2 Esc c/ pino</p>	FERRAMENTAS / HERRAMIENTAS
		2230
		2280 (Esmerilhadeira 750W)
		2531
		ESMERILHADEIRAS / POLIDORAS
<p>JG: 2 ESCOVAS KFE 151 B COM PINO</p>		

	<p>MILWAUKEE</p> <p>REF.: KFE AS12E MEDIDAS: 5x10x16 VOLT: 110/220v</p>	FERRAMENTAS / HERRAMIENTAS
		<p>AS12E Lixadeira Angular de 7"(180 mm) 1200 Watts</p>






	<p>MILWAUKEE</p> <p>REF.: KFE 2652 MEDIDAS: 3x7x13 VOLT: 110/220v</p>	FERRAMENTAS / HERRAMIENTAS
		<p>2652-259 Chave de Impacto Compacta de 1/2" (12,7 mm) de 18 Volts 2663-259 Chave de Impacto de 1/2 (12,7 mm) de 18 Volts</p>

	<p>MILWAUKEE</p> <p>REF.: KFE 5375 MEDIDAS: 6,2x9,7x16,5 VOLT: 110/220v</p>	FERRAMENTAS / HERRAMIENTAS
		<p>5375-59 Furadeira de Impacto de 1/2" (12,7 mm) - 800 Watts</p>










Ferramentas Elétricas

	<p>MILWAUKEE</p> <p>REF.: KFE 5378 MEDIDAS: 5x8x13 VOLT: 110/220v</p>	<p>FERRAMENTAS / HERRAMIENTAS</p> <p>5378-59 Furadeira de Impacto de 1/2"(12,7 mm) - 705 Watts</p>
	<p>MILWAUKEE</p> <p>REF.: KFE 5385 MEDIDAS: 5x8x13 VOLT: 110/220v</p>	<p>FERRAMENTAS / HERRAMIENTAS</p> <p>5385-59 Martetele Rotativo de 7/8"(22 mm) SDS-Plus - 670 Watts</p>
	<p>MILWAUKEE</p> <p>REF.: KFE 6083 MEDIDAS: 8x14x19,5 VOLT: 110/220v</p>	<p>FERRAMENTAS / HERRAMIENTAS</p> <p>6083-59 Esmerilhadeira Angular de 7" (180 mm) 2.100 Watts 6093-59 Esmerilhadeira Angular de 9" (230 mm) 2.100 Watts</p>
	<p>MILWAUKEE</p> <p>REF.: KFE 6117 MEDIDAS: 5x13x15 VOLT: 110/220v</p>	<p>FERRAMENTAS / HERRAMIENTAS</p> <p>6117-59 Esmerilhadeira Angular de 5" (125 mm) - 1.550 Watts 6149-59 Esmerilhadeira Angular de 4-1/2" (115 mm) - 1.200 Watts</p>
	<p>TOOLMIX SC 318</p> <p>REF.: KFSC 308 MEDIDAS: 5X11X14,7 VOLT: 220V</p>	<p>FERRAMENTAS / HERRAMIENTAS</p> <p>(Serra circular Toolmix 1200W)</p>






Ferramentas Elétricas


	TOOLMIX LC 421 REF.: KFLC 421 MEDIDAS: 5X8X12,2 VOLT: 127V	FERRAMENTAS / HERRAMIENTAS Lixadeira de Cinta Toolmix 750W
	TOOLMIX F 515 - 311 - 315 - EA 215 REF.: KFFI 515 MEDIDAS: 5X8X10,5 VOLT: 127V	FERRAMENTAS / HERRAMIENTAS (Furadeira de Impacto 810W)
	TOOLMIX EA 518 REF.: KFEA 518 MEDIDAS: 8X14,5X16,5 VOLT: 220V	FERRAMENTAS / HERRAMIENTAS (Esmerilhadeira Toolmix 2200W)
	TOOLMIX EA 616 REF.: KFEA 616 MEDIDAS: 5X8X15,8 VOLT: 127V	FERRAMENTAS / HERRAMIENTAS (Esmerilhadeira Toolmix 900W)
	TOOLMIX SM 705 REF.: KFSM 705 MEDIDAS: 6,2X10,7X16,2 VOLT: 127V	FERRAMENTAS / HERRAMIENTAS (Serra mármore Toolmix 1200W)








Ferramentas Elétricas

	Escova Ametek REF.: KFE 20 MEDIDAS: 6x9x24,5 VOLT: 110/220v	FERRAMENTAS / HERRAMIENTAS
		Roçadeira 1.200w até 1.500w

	Escova Eletrolux REF.: KFE A10 MEDIDAS: 9x6x30,5 VOLT: 110/220v	FERRAMENTAS / HERRAMIENTAS
		Aspirador de Pó

	Escova Wap REF.: KFE 50 MEDIDAS: 6,2x11,2x28 VOLT: 110/220v	FERRAMENTAS / HERRAMIENTAS
		Lava Jato

	HITACHI REF.: KFE 13 MEDIDAS: 6,4X7,45X13 VOLT: 110/220v	FERRAMENTAS / HERRAMIENTAS
		Furadeira 710 P.

	HITACHI REF.: KFE 477 MEDIDAS: 7X11X17,5 VOLT: 110/220v	FERRAMENTAS / HERRAMIENTAS
		Serra Mármore / Sierra Mármol / Mable Saw: TC4110



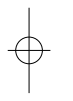



NOTAS/NOTES



Lined area for notes, consisting of 20 horizontal lines.





Produtos Produzidos

- Escovas Motores de Partida
- Sinterizados
- Porta Escovas Alternadores
- Escova Ventilador
- Porta Escovas Limpadores



MK SINTER DISTRIBUIDORA E INDUSTRIAL
Estrada José Zingano, 846 - Distrito Industrial
Cachoeirinha - RS / Brasil
Fone (51) 3533.6700
Cel (51) 99388.5013
www.mksinter.com.br